
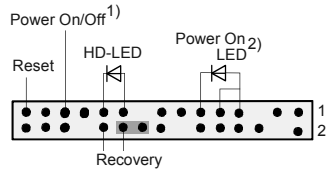


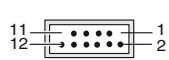
External connectors rear



Front panel



USB – dual channel



- 1 = Key
- 2 = Not connected
- 3 = VCC X
- 4 = VCC Y
- 5 = Data negative Port X
- 6 = Data negative Port Y
- 7 = Data positive Port X
- 8 = Data positive Port Y
- 9 = GND X
- 10 = GND Y
- 11 = Key
- 12 = Not connected

- 1) Both connector positions possible
- 2) 2pin or 3pin connector possible

Recovery inserted = The system starts from floppy and allows a BIOS recovery



- FAN 1 = CPU0-fan
- FAN 2 = HDD-fan
- FAN 3 = Door-fan
- FAN 4 = RAM-fan
- FAN 5 = CPU1-fan
- FAN 6 = rear-fan