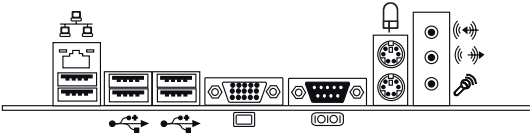
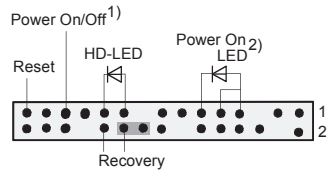


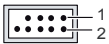
External connectors rear



Front panel



USB – dual channel



- 1 = VCC AUX
- 2 = VCC AUX
- 3 = Data negative Port X
- 4 = Data negative Port Y
- 5 = Data positive Port X
- 6 = Data positive Port Y
- 7 = GND
- 8 = GND
- 9 = Key
- 10 = Not connected

- 1) Both connector positions possible
- 2) 2pin or 3pin connector possible

Recovery inserted = The system starts from floppy and allows a BIOS recovery

